



**HOSPITALITY SOLUTIONS**  
professional av mounts



## Why Chief?



Chief mounts appear in the finest hotels and casinos around the world, providing end users the ultimate guest experience and comforts of home. An industry leader for more than 30 years, Chief's innovative AV mounting solutions are ideal for guest rooms, hanging quietly in lobbies and common areas, or securely supporting technology in the outdoors.



Chief is not just a mount provider, but also an industry partner providing valuable resources to ensure a complete state-of-the-art solution – from placement and aesthetics to full integration.

### **Largest line of mounting solutions worldwide**

Chief offers the broadest line of solutions and supporting accessories worldwide. We aggressively evolve our products with changing technology, to ensure that we are at the forefront of the industry.

### **Top quality products, fast installation**

Chief builds unique features into every mount, focusing on speed of installation while providing end users with the best in form and function. Our mounts are shipped fully assembled, and backed by an expert Technical and Customer Service Team.



# Flat Panel Wall Mounts



## Common Applications

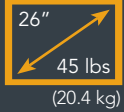
- Guest Room
- Bathroom
- Common Area
- Lobby
- Restaurant/Bar

 **CLICK**  
www.chiefmfg.com

 **CALL**  
+31 40 23 24 700

 **FAX**  
+31 40 23 24 710

### FSR™ ■ Fixed Wall Mount

  
26"  
45 lbs  
(20.4 kg)



- Low-profile solution, only 0.75" (19 mm) deep
- 0.5" (13 mm) left/right lateral shift
- VESA 75 x 75 mm and 100 x 100 mm
- Available in black

### MSM™ ■ Fixed Wall Mount

  
47"  
125 lbs  
(56.7 kg)



- Low-profile solution, 1.96" (50 mm) deep
- 14.5" (368 mm) post-installation left/right lateral shift
- ControlZone™ leveling
- Available in black

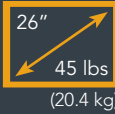
### LSM™ ■ Fixed Wall Mount

  
63"  
200 lbs  
(90.7 kg)



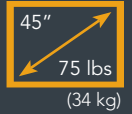
- Low-profile solution, 1.96" (50 mm) deep
- 17.5" (445 mm) post-installation left/right lateral shift
- ControlZone™ leveling
- Available in black

## FTR™ ■ Tilt Wall Mount



- +5/-15° smooth fingertip tilt
- Low-profile solution, 1.95" (50 mm) deep
- 0.5" (13 mm) left/right lateral shift
- VESA 75 x 75 mm and 100 x 100 mm
- Available in black

## JWD™ ■ Swing Arm



- Extends 20.38" (518 mm) and pivots up to 180° for broad range of motion
- +/-15° Centris™ Fingertip Tilt
- In-arm cable channels conceal and protect cables
- Available in black and silver

## MTM™ ■ Tilt Wall Mount



- Low-profile solution, 1.99" (51 mm) deep
- 14.5" (368 mm) post-installation left/right lateral shift
- ControlZone™ leveling
- Available in black

## MWR™ ■ Single Swing Arm



- Extends 24.88" (632 mm)
- +5/-15° smooth fingertip tilt
- Integrated lateral shift
- Available in black and silver

## LTM™ ■ Tilt Wall Mount



- Low-profile solution, 1.99" (51 mm) deep
- 17.5" (445 mm) post-installation left/right lateral shift
- ControlZone™ leveling
- Available in black

## PDR™ ■ Dual Swing Arm



- Extends 37.38" (949 mm) and swivels up to 90° for broad range of motion
- +5/-15° Centris™ Fingertip Tilt
- In-arm cable channels conceal and protect cables
- Available in black and silver



## Table Stands



### MTS™ Bolt-Down Table Stand

45"  
100 lbs  
(45.4 kg)



- Secure bolt-down design
- Keyed locking options
- Swivel of +/- 10°, 20°, 30°, 40° or 270°
- Quick-connect/disconnect for fast installation and service
- Available in black and silver

### MSS™ Swivel Table Stand

50"  
125 lbs  
(56.7 kg)



- +/-45° swivel with optional stops at +/-15°, 25° or 35°
- 5" (127 mm) height adjustment for screen heights up to 32" (813 mm)
- Two cable management options
- Available in black and silver

**Also Available:** PSS™ Swivel Table Stand for large flat panel TVs up to 50" and 175 lbs (79.4 kg)

## Common Applications

Guest Room

Common Area

Conference Room



CLICK  
[www.chiefmfg.com](http://www.chiefmfg.com)



CALL  
+31 40 23 24 700



FAX  
+31 40 23 24 710



## MF1™ ■ Display Stand

(56.7 kg)

- 4' - 7' (1.2 m - 2.1 m) telescoping height adjustment
- +/-15° Centris™ Fingertip Tilt
- ClickConnect™ Technology confirms flat panel is secure - no tools or levers
- Available in black and silver



**Also Available:** PF1™ Display Stand for extra-large flat panel TVs up to 65" and 200 lbs (90.7 kg)



## MFC™ ■ Mobile Cart

(56.7 kg)

- 4' - 6' (1.2 m - 1.8 m) telescoping height adjustment
- +/-15° Centris™ Fingertip Tilt
- ClickConnect™ Technology confirms flat panel is secure - no tools or levers
- Available in black and silver



**Also Available:** PFC™ Mobile Cart for extra-large flat panel TVs up to 65" and 200 lbs (90.7 kg)

# Display Carts & Stands



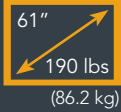
## Common Applications

- Common Area
- Lobby
- Conference Room

# Automated Mounts



## CM2L40™ ■ Pop-Up Lift



- Travels up to 40" (102 cm) with a stored height of only 31" (787 mm)
- Provides quick, quiet travel at over 2" (51 mm) per second
- Integrated cable management
- Available in black

## CM2C40™ ■ Ceiling Lift



- Travels up to 40" (102 cm) with a stored height of only 31" (787 mm)
- Provides quick, quiet travel at over 2" (51 mm) per second
- Integrated cable management
- Available in black

## Common Applications

- Guest Room
- Common Area
- Lobby
- Conference Room

 **CLICK**  
[www.chiefmfg.com](http://www.chiefmfg.com)

 **CALL**  
+31 40 23 24 700

 **FAX**  
+31 40 23 24 710



## FHPV™ ■ Single Ceiling Mount\*

(18.2 kg)

- +/-15° Centris™ Fingertip Tilt
- Adjustable extension 24 - 46" (61 - 116.8 cm)
- Portrait or landscape installation
- Available in silver or black



## MCS™ ■ Single Ceiling Mount\*

(56.7 kg)

- +5°/-20° Centris™ Fingertip Tilt
- 5° roll; 360° yaw
- ClickConnect™ Technology confirms flat panel is secure - no tools or levers
- Portrait or landscape installation
- Available in black



## PCS™ ■ Single Ceiling Mount\*

(90.7 kg)

- +5°/-20° Centris™ Fingertip Tilt
- +/-2° roll; 360° yaw
- ClickConnect™ Technology confirms flat panel is secure - no tools or levers
- Portrait or landscape installation
- Available in black



# Ceiling Mounts



## Common Applications

- Common Area
- Lobby
- Conference Room
- Restaurant/Bar

\*Shown with CMS extension column

# Furniture



## Common Applications

Guest Room  
Common Area

 **CLICK**  
[www.chiefmfg.com](http://www.chiefmfg.com)

 **CALL**  
+31 40 23 24 700

 **FAX**  
+31 40 23 24 710

## JFA36e™ ■ AV Cabinet

32"  
100 lbs  
(45.4 kg)



- Versatile 5-shelf design
- Adjustable shelves accommodate any size AV system
- Convection cooling system keeps AV components at proper temperature
- Available in Espresso

## JFV65e™ ■ Lowboy Cabinet

80"  
275 lbs  
(124.7 kg)



- Versatile 3-shelf design
- Adjustable, tempered glass shelves accommodate any size AV system
- Sliding glass doors provide easy access to AV components
- Available in Espresso

## TVLCD™ ■ TV Turntable

150 lbs  
(68 kg)



- Mount swivels from left to right for better viewing from all angles
- Easy to assemble
- Compatible with medium LCD TVs
- Available in black and silver

## FFMF2A™ ■ Flat Panel TV Stand



- Innovative column design is a great alternative to wall mounting
- Built-in wire management system protects and conceals cables
- Keyholes on faceplate slide into TV for effortless bracket alignment

## PFFP2™ ■ Flat Panel TV Stand



- Three adjustable shelves accommodate any size AV system
- Wire management channel provides a clean finish
- Great alternative to wall mounting
- Available in black and silver

## FFSF1™ ■ Flat Panel TV Stand



- Solid steel construction provides strength and support in a clean design
- Wire management helps keep cables concealed and organized
- Keyholes on faceplate slide into TV for effortless bracket alignment

## VF2012™ ■ Dual Shelf



- 24" (610 mm) wide dual shelving for AV components
- Wire management helps keep cables concealed and organized
- Tempered-glass shelves provide durability and elegance

## PFFP™ ■ Flat Panel TV Stand



- Two adjustable shelves accommodate any size AV system
- Wire management channel provides a clean finish
- Great alternative to wall mounting
- Available in black and silver

## VF2022™ ■ Dual Shelf



- 39" (990 mm) wide dual shelving for AV components
- Wire management channel provides a clean finish
- Tempered-glass shelves provide durability and elegance



# Desk Mounts



## Common Applications

- Common Area
- Lobby
- Conference Room
- Restaurant/Bar

### KCS110™ ■ Pivot & Swing



- Single monitor, single arm desk mount
- Extends 9.9" (251 mm)
- Portrait or landscape view
- Available in black and silver

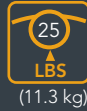
### KCD110™ ■ Pivot & Swing



- Single monitor, dual arm desk mount
- Extends 16.4" (417 mm)
- Portrait or landscape view
- Available in black and silver

\*Shown with CMS extension column

## KCV110™ ■ Height-Adjustable



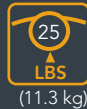
- Single monitor, single arm desk mount
- Adjust viewing height up to 337 mm (13.25")
- Extends 13.5" (343 mm)
- Portrait or landscape view
- Available in black and silver

## KCG110™ ■ Height-Adjustable



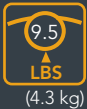
- Single monitor, dual arm desk mount
- Adjust viewing height up to 337 mm (13.25")
- Extends 20" (508 mm)
- Portrait or landscape view
- Available in black and silver

## KCB110™ ■ Height-Adjustable



- Single monitor, triple arm desk mount
- Adjust viewing height up to 337 mm (13.25")
- Extends 26.4" (670 mm)
- Portrait or landscape view
- Available in black and silver

## KCG220™ ■ Height-Adjustable



- Dual monitor, dual arm desk mount
  - Adjust viewing height up to 337 mm (13.25")
  - Extends 24" (610 mm)
  - Portrait or landscape view
  - Available in black and silver
- per monitor



# Projector Mounts



## Common Applications


Conference Room  
Restaurant/Bar

 **CLICK**  
[www.chiefmfg.com](http://www.chiefmfg.com)

 **CALL**  
+31 40 23 24 700

 **FAX**  
+31 40 23 24 710


## RPA Elite™ ■ Projector Mount



- Independent roll, pitch and yaw
- MicroZone™ adjustment for fast and precise projector registration
- Optional Q-Lock™ integrated security
- Custom & universal interface options
- Available in black, silver and white\*



## RPA™ ■ Projector Mount



- Independent roll, pitch and yaw
- Low-profile, aesthetic design
- Integrated cable management
- Quick projector connect/disconnect
- Custom & universal interface options
- Available in black, silver and white\*



## SL151™ ■ Projector Lift



- Low profile automated solution, only 11" (279 mm) overall height
- Provides 8.5" (216 mm) of travel
- +/-2° roll; +/-20° pitch; +/-5° yaw
- Fits into 2 x 2' suspended ceiling with no modification necessary



\*Silver and white available with universal option only

## Solutions at Every Turn



### Hospitality Solutions for:

- Guest Rooms
- Outdoor Patios
- Bars and Restaurants
- Lobbies
- Back Offices
- Conference Rooms
- Bathrooms
- Gaming/Casinos
- Reception Desks

# Contact Us



**CLICK**  
[www.chiefmfg.com](http://www.chiefmfg.com)



**CALL**  
+31 40 23 24 700



**FAX**  
+31 40 23 24 710

Chief Manufacturing ■ A Division of Milestone AV Technologies  
P +31 40 23 24 700 ■ F +31 40 23 24 710 ■ [www.chiefmfg.com](http://www.chiefmfg.com)

©2008 Milestone AV Technologies. Chief is a registered trademark of Milestone. All other brand names or marks are used for identification purposes and are trademarks of their respective owners. All patents are protected under existing designations. Other patents pending. Printed in the USA. 800110B 11/08